

# fantassified icons v1 handbook

(ノ◡ワ◡)ノ\*:・° ✧



by @proximasan



how to use in prompt: <fantassified icon>

---

prompt order matters ->

fantassified icon of a clear  
potion, 8k



8k, fantassified icon of a  
clear potion



fantassified icon, a clear  
potion, 8k

fantassified icon, 8k, a clear  
potion

a clear potion, fantassified  
icon, 8k



a clear potion, 8k,  
fantassified icon

8k, fantassified icon, a clear  
potion

8k, a clear potion,  
fantassified icon



sampler: euler a  
steps: 50  
cfg scale: 13

modifiers that work well:


sparkling, 8k, glowwave, behance hd, centered, hyper detailed, hyperrealistic, isometric

negative modifiers that work well:

cropped, watermark, signature

training set did not contain text, those come from the class of the base model i guess.

also works well to make repeating patterns  
(via tiles function in the web UI):

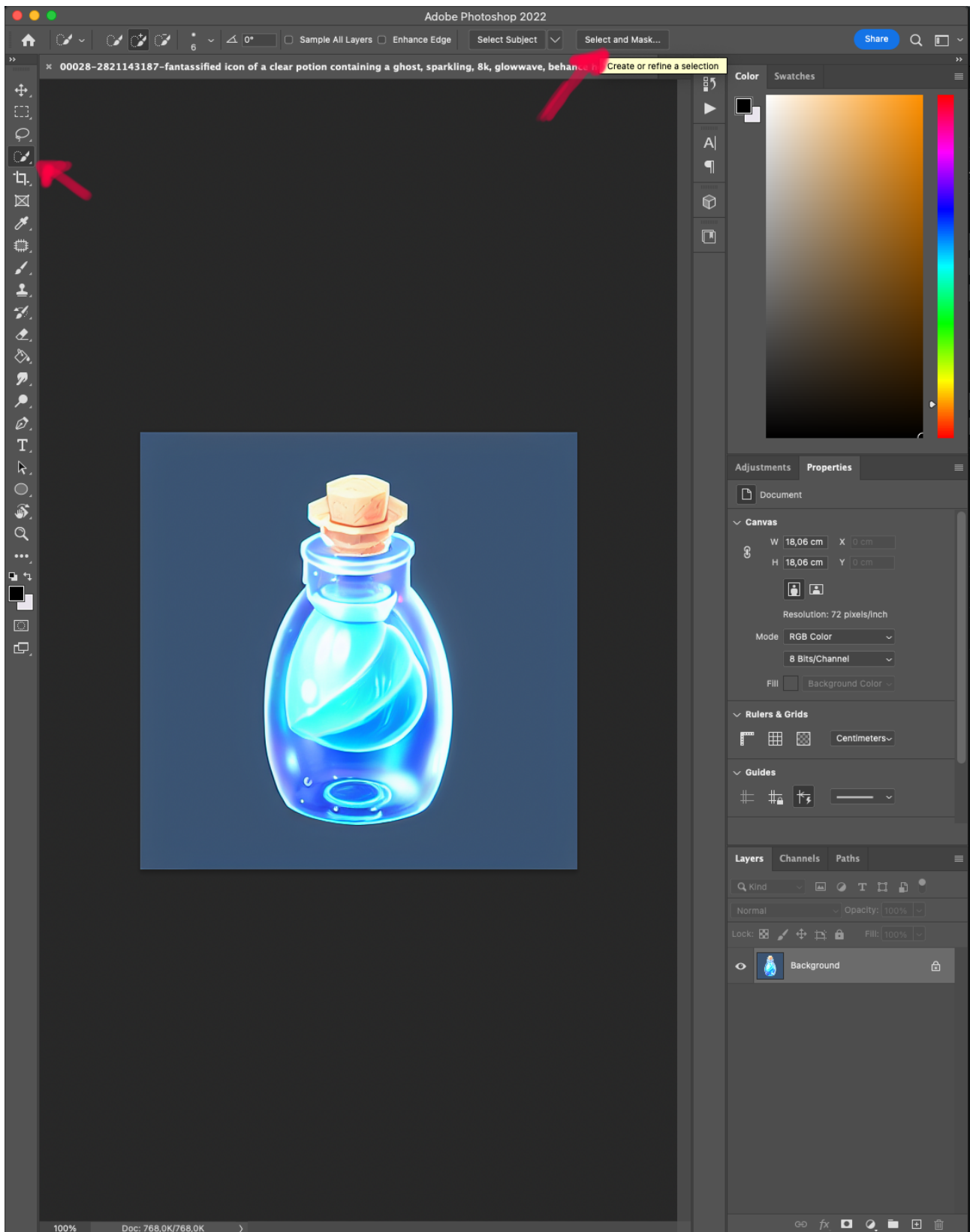


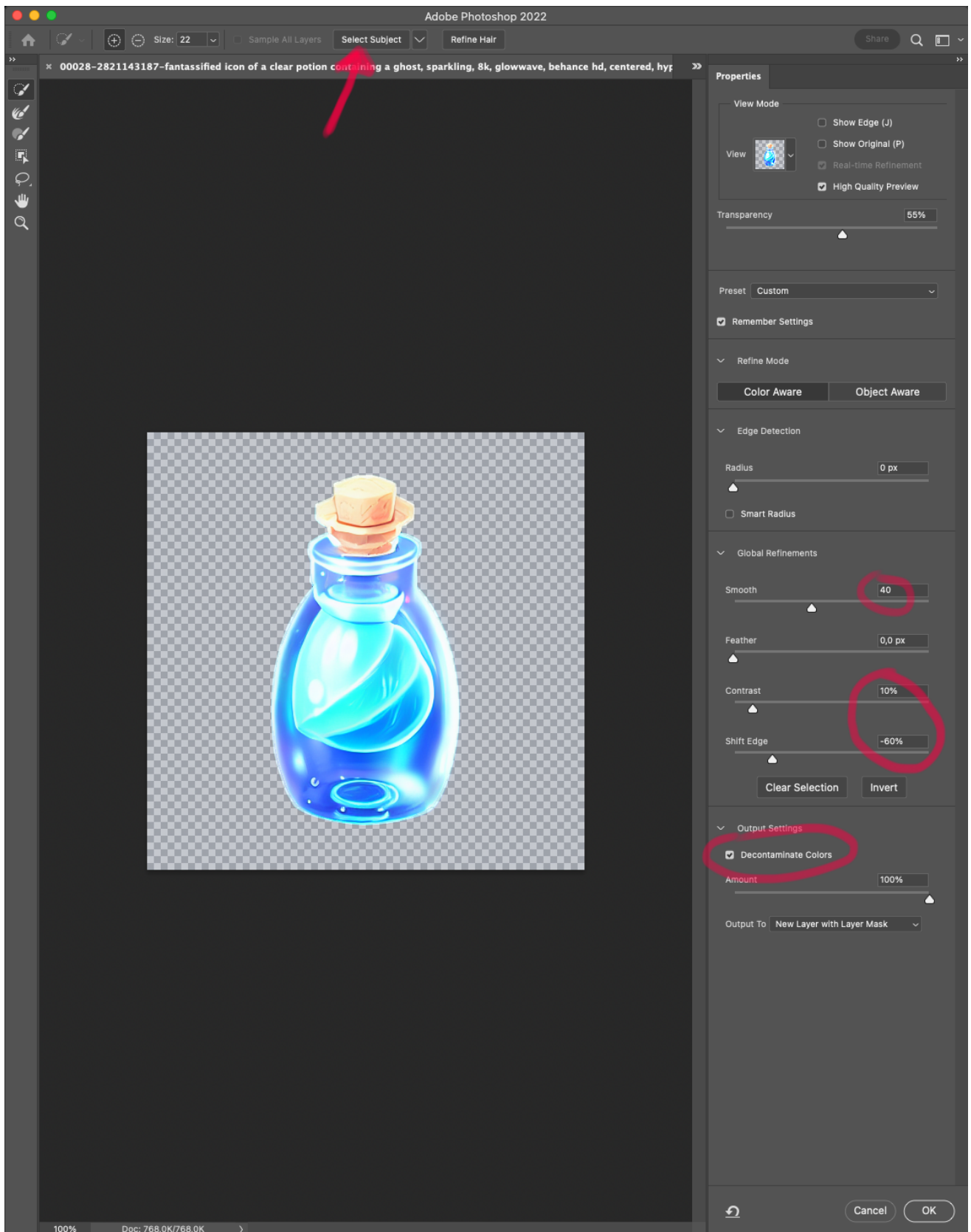


good modifier for that is “isometric”



# cutting out in Photoshop:





sometimes the edges need a little cleanup,  
but most of the time that's enough